

Since 2007, Making IT Experts & Products

## Course: Adobe Premiere Pro Training

Duration: 10 Hrs (Changeable) | Fees: Individual / Batch

Since 2007, Nestsoft TechnoMaster has been providing training, internships, and services in IT technologies, both online and offline, with the expertise of **over 250 industry experts**. We have delivered internships, training, and seminars to more than 50,000 students, resulting in numerous success stories. **We offer 100% placement support through JobsNEAR.in**

### Our Courses/Internship

- Python/Django Fullstack
- Artificial Intelligence
- Machine Learning
- Data Science
- Software Testing (All)
- Wordpress, Woocommerce
- Digital Marketing, SEO
- Php/MySQL, Laravel
- Flutter, Android, IOS
- Asp.net MVC
- Web Design, Javascript
- Angular JS, React JS
- CCNA, MCSA, CCNP
- AWS, GCP, Azure
- Odoo, SalesForce, Sap
- Microsoft Excel
- Ethical Hacking



Syllabus on the Next Page ..



Our Head Office: Nestsoft TechnoMaster, Infopark, Cochin - 42, Kerala, India

+91 9895490866

+91 8301010866

join@nestsoft.com

www.nestsoft.com

Since 2007, Making IT Experts & Products

## Module 1: Introduction to Premiere Pro (1 Hour)


- \* Objective: Familiarize students with
- \* Premiere Pro's interface and basic setup.
- \* Overview of Premiere Pro and its applications
- \* Interface tour: Workspace, Timeline,
- \* Source Monitor, and Program Monitor
- \* Setting up a new project: Sequence
- \* settings and file organization
- \* Importing media: Video, audio, and graphics
- \* Keyboard shortcuts for efficient editing
- \* Practical: Create a new project
- \* and import media files.

## Module 2: Basic Video Editing Techniques (2 Hours)

- \* Objective: Learn essential tools and
- \* techniques for video editing.
- \* Adding clips to the timeline and trimming
- \* Working with the Razor tool for cutting clips
- \* Using the Ripple Edit and Rolling Edit tools
- \* Understanding the timeline: Tracks, markers,
- \* and snapping
- \* Adjusting clip speed: Slow motion and fast motion
- \* Practical: Assemble and edit
- \* a short video sequence.

Our Head Office: Nestsoft TechnoMaster, Infopark, Cochin - 42, Kerala, India

 +91 9895490866

 +91 8301010866

 [join@nestsoft.com](mailto:join@nestsoft.com)

 [www.nestsoft.com](http://www.nestsoft.com)

## Module 3: Audio Editing

- \* and Enhancements (1.5 Hours)
- \* Objective: Understand and apply audio editing techniques.
- \* Importing and editing audio files
- \* Adjusting audio levels and keyframes
- \* Applying audio effects and transitions
- \* Using the Essential Sound panel for audio cleanup
- \* Syncing audio and video
- \* Practical: Add background music and adjust audio levels for a video.

## Module 4: Transitions and Effects (1.5 Hours)

- \* Objective: Enhance videos with transitions and effects.
- \* Applying video transitions: Cut, dissolve, and wipe
- \* Using the Effects panel: Blur, color effects, and distortions
- \* Keyframing for animation effects
- \* Adding and adjusting motion: Position, scale, and rotation
- \* Introduction to nested sequences

Our Head Office: Nestsoft TechnoMaster, Infopark, Cochin - 42, Kerala, India

+91 9895490866

+91 8301010866

join@nestsoft.com

www.nestsoft.com

Since 2007, Making IT Experts & Products

- \* Practical: Apply transitions and
- \* effects to a video sequence.

## **Module 5: Color Correction**


- \* and Grading (1.5 Hours)
- \* Objective: Learn color correction
- \* and grading techniques.
- \* Understanding Lumetri Color panel
- \* Adjusting exposure, contrast, and saturation
- \* Using color wheels and curves for grading
- \* Creating and applying LUTs (Look-Up Tables)
- \* Matching colors between clips
- \* Practical: Perform color correction
- \* and grading on a provided video.


## **Module 6: Titles, Graphics,**

- \* and Exporting (2.5 Hours)
- \* Objective: Create professional titles
- \* and graphics and export the final video.
- \* Adding and customizing text with
- \* the Essential Graphics panel
- \* Creating lower thirds and animated titles
- \* Adding captions or subtitles
- \* Export settings: File formats

Our Head Office: Nestsoft TechnoMaster, Infopark, Cochin - 42, Kerala, India

 +91 9895490866

 +91 8301010866

 [join@nestsoft.com](mailto:join@nestsoft.com)

 [www.nestsoft.com](http://www.nestsoft.com)

Since 2007, Making IT Experts & Products

- \* and presets (H.264, 4K, etc.)
- \* Rendering and exporting the final video
- \* Practical: Create an end-to-end video
- \* project with titles, transitions, and audio, then export it.

(Click on Course for more details)

**Course: Adobe Premiere Pro Training**

**Duration: 10 Hrs (Changeable) | Fees: Individual / Batch**

**- Thank You -**

N.B: This syllabus is not final and can be customized as per requirements / updates.

Our Head Office: Nestsoft TechnoMaster, Infopark, Cochin - 42, Kerala, India

+91 9895490866

+91 8301010866

join@nestsoft.com

www.nestsoft.com