

Since 2007, Making IT Experts & Products

## Course: Canva Training

Duration: 10 Hrs (Changeable) | Fees: Individual / Batch

Since 2007, Nestsoft TechnoMaster has been providing training, internships, and services in IT technologies, both online and offline, with the expertise of **over 250 industry experts**. We have delivered internships, training, and seminars to more than 50,000 students, resulting in numerous success stories. **We offer 100% placement support through JobsNEAR.in**

### Our Courses/Internship

- Python/Django Fullstack
- Artificial Intelligence
- Machine Learning
- Data Science
- Software Testing (All)
- Wordpress, Woocommerce
- Digital Marketing, SEO
- Php/MySQL, Laravel
- Flutter, Android, IOS
- Asp.net MVC
- Web Design, Javascript
- Angular JS, React JS
- CCNA, MCSA, CCNP
- AWS, GCP, Azure
- Odoo, SalesForce, Sap
- Microsoft Excel
- Ethical Hacking



Syllabus on the Next Page ..



Our Head Office: Nestsoft TechnoMaster, Infopark, Cochin - 42, Kerala, India

+91 9895490866

+91 8301010866

join@nestsoft.com

www.nestsoft.com


Since 2007, Making IT Experts & Products

## Section 1: Introduction to Canva


- \* Welcome to Canva!
- \* Logging / Setup Canva Account
- \* Layouts & Templates
- \* Get you setup with your Canva & account
- \* Tour of your dashboard
- \* Learn about the different types of templates Canva has
- \* Learn how to use the pre-designed layouts
- \* Downloading your work
- \* Working with text
- \* Photo backgrounds & Shapes
- \* Illustrations, icons and lines
- \* Adding pages to a design
- \* Image
- \* Text features and Charts
- \* Album cover
- \* Youtube thumbnail
- \* Twitter header
- \* Facebook post
- \* Ebook cover
- \* Documents
- \* Data and charts
- \* Presentation slides

Our Head Office: Nestsoft TechnoMaster, Infopark, Cochin - 42, Kerala, India

 +91 9895490866

 +91 8301010866

 [join@nestsoft.com](mailto:join@nestsoft.com)

 [www.nestsoft.com](http://www.nestsoft.com)


## Section 2: Fonts, Colors, and Images


- \* Typography and font pairing
- \* Using icons effectively
- \* Organising the dashboard
- \* Sharing designs
- \* Adding links
- \* Upgrading to Canva for Work
- \* Brand colors
- \* Custom filter codes
- \* Color codes
- \* Color scheme
- \* Introduction to the color wheel; creating a color palette
- \* How to use grids; transparency; photo filters

## Section 4: Advanced Topics

- \* Brand Kit
- \* Magic Resize
- \* Paid Elements
- \* Folders for Elements
- \* Background Remover
- \* Teams, Exporting and Scheduling
- \* Learn more advanced techniques
- \* Learn how to create a logo from scratch

Our Head Office: Nestsoft TechnoMaster, Infopark, Cochin - 42, Kerala, India

 +91 9895490866

 +91 8301010866

 [join@nestsoft.com](mailto:join@nestsoft.com)

 [www.nestsoft.com](http://www.nestsoft.com)

Since 2007, Making IT Experts & Products

- \* Learn how upload your own graphics, logos, images
- \* Learn how to organize your designs
- \* See where I go to purchase stock photography
- \* Videos Overview / Editing
- \* Video Tools
- \* Animations
- \* Animated Presentations
- \* Adding Music

(Click on Course for more details)

**Course: Canva Training**

**Duration: 10 Hrs (Changeable) | Fees: Individual / Batch**

**- Thank You -**

N.B: This syllabus is not final and can be customized as per requirements / updates.

Our Head Office: Nestsoft TechnoMaster, Infopark, Cochin - 42, Kerala, India

+91 9895490866

+91 8301010866

join@nestsoft.com

www.nestsoft.com