

Since 2007, Making IT Experts & Products

Course: Python/Django

Duration: 60 Hrs (Changeable) | Fees: Individual / Batch

Since 2007, Nestsoft TechnoMaster has been providing training, internships, and services in IT technologies, both online and offline, with the expertise of **over 250 industry experts**. We have delivered internships, training, and seminars to more than 50,000 students, resulting in numerous success stories. **We offer 100% placement support through JobsNEAR.in**

Our Courses/Internship

- Python/Django Fullstack
- Artificial Intelligence
- Machine Learning
- Data Science
- Software Testing (All)
- Wordpress, Woocommerce
- Digital Marketing, SEO
- Php/MySQL, Laravel
- Flutter, Android, IOS
- Asp.net MVC
- Web Design, Javascript
- Angular JS, React JS
- CCNA, MCSA, CCNP
- AWS, GCP, Azure
- Odoo, SalesForce, Sap
- Microsoft Excel
- Ethical Hacking



Syllabus on the Next Page ..



Our Head Office: Nestsoft TechnoMaster, Infopark, Cochin - 42, Kerala, India

+91 9895490866

+91 8301010866

join@nestsoft.com

www.nestsoft.com

Introduction to Python

- * History
- * Features
- * Installation
- * Operators
- * Variables

Introduction to Datatypes

- * Python numbers
- * Python strings
- * Python lists
- * Python tuples
- * Python dictionary

Programming Concepts

- * If statements
- * If else
- * Else if statements
- * While loop
- * For loop

Functions and Modules

- * Defining a function
- * Calling a function
- * Function arguments
- * Importing modules

Our Head Office: Nestsoft TechnoMaster, Infopark, Cochin - 42, Kerala, India

☎ +91 9895490866

☎ +91 8301010866

✉ join@nestsoft.com

🌐 www.nestsoft.com

- * Built in modules

Object Oriented Programming

- * Class and objects
- * Super and sub class
- * Constructor
- * Inheritance

Files and Exception Handling

- * Opening and closing a file
- * Reading and writing on a file
- * File methods
- * Exception handling
- * Raising an exception

GUI Development using Tkinter


- * Introduction to Tkinter
- * Tkinter programming
- * Tkinter widgets
- * Standard attributes
- * Geometry management

Basic Widgets and Advanced Widgets

- * Using radio buttons
- * Using check box
- * Spin box

Our Head Office: Nestsoft TechnoMaster, Infopark, Cochin - 42, Kerala, India

 +91 9895490866

 +91 8301010866

 join@nestsoft.com

 www.nestsoft.com

Since 2007, Making IT Experts & Products

- * Scroll bar and slider
- * List widget
- * Display system clock time
- * Working with calendar
- * Combo box
- * Displaying table
- * Displaying graphics

OS Module and Network Programming

- * Environment
- * Directory Commands
- * Miscellaneous OS Calls and Walking through Directories
- * Network programming and Introduction

SQL and SQL Constrains

- * Introduction
- * DDL commands
- * DML commands
- * SQL statements ,operators, clauses
- * Aggregate functions

Database Handling with SQL Lite

- * Database maintenance through console based programs
- * Database maintenance through GUI based program

MongoDb with Python

Our Head Office: Nestsoft TechnoMaster, Infopark, Cochin - 42, Kerala, India

☎ +91 9895490866

☎ +91 8301010866

✉ join@nestsoft.com

🌐 www.nestsoft.com

Since 2007, Making IT Experts & Products

- * MongoDB installation
- * MongoDB Compass
- * MongoDB Data Modeling
- * MongoDB Connectivity
- * MongoDB CRUD operations

Firestore Realtime Database

- * Fire base Installation
- * Environment setup
- * Introduction to JSON
- * CRUD operations

Introduction to Web designing

- * HTML
- * CSS

Introduction to Client Side Scripting


- * Java script
- * jQuery
- * Bootstrap

Basic Study of Django Framework

- * What is Django?
- * Where did it come from?
- * What does Django code look like?
- * Installing Django

Our Head Office: Nestsoft TechnoMaster, Infopark, Cochin - 42, Kerala, India

 +91 9895490866

 +91 8301010866

 join@nestsoft.com

 www.nestsoft.com

Django Templates and Form Details

- * What is Django?
- * Where did it come from?
- * What does Django code look like?
- * Installing Django

Django Admin Customization

- * Where did it come from?
- * Registering models
- * Creating a super user
- * Logging in and using the site
- * Advanced configuration

Rest APIs and User Authentication

- * Project setup
- * Views
- * URLâ€™s
- * Settings
- * Testing our API
- * Enabling authentication
- * Creating users and groups
- * Setting up your authentication views
- * Permissions

Deploying Django Framework

Our Head Office: Nestsoft TechnoMaster, Infopark, Cochin - 42, Kerala, India

+91 9895490866

+91 8301010866

join@nestsoft.com

www.nestsoft.com

Since 2007, Making IT Experts & Products

- * Production environment
- * Choosing a hosting provider
- * Getting your website ready to publish
- * Installing local library

Python FLASK Framework


- * Introduction
- * What Is Flask
- * Why Use Flask?
- * Installing Flask
- * Setting Up Our Development Environment
- * Locally Using our Operating System

Introduction to Virtual ENV and PIP

- * Locally Using Docker
- * Using a Cloud-Based IDE
- * The Code Editor
- * Installing Flask
- * Our Initial App
- * Debugging
- * Routing
- * Using url_for
- * The GET method
- * The POST method

Our Head Office: Nestsoft TechnoMaster, Infopark, Cochin - 42, Kerala, India

 +91 9895490866

 +91 8301010866

 join@nestsoft.com

 www.nestsoft.com

Since 2007, Making IT Experts & Products

Advanced Python Concepts

(Click on Course for more details)

Course: Python/Django

Duration: 60 Hrs (Changeable) | Fees: Individual / Batch

- Thank You -

N.B: This syllabus is not final and can be customized as per requirements / updates.

Our Head Office: Nestsoft TechnoMaster, Infopark, Cochin - 42, Kerala, India

+91 9895490866

+91 8301010866

join@nestsoft.com

www.nestsoft.com