

Since 2007, Making IT Experts & Products

## Course: Sketch Training

Duration: 30 Hrs (Changeable) | Fees: Individual / Batch

Since 2007, Nestsoft TechnoMaster has been providing training, internships, and services in IT technologies, both online and offline, with the expertise of **over 250 industry experts**. We have delivered internships, training, and seminars to more than 50,000 students, resulting in numerous success stories. **We offer 100% placement support through JobsNEAR.in**

### Our Courses/Internship

- Python/Django Fullstack
- Artificial Intelligence
- Machine Learning
- Data Science
- Software Testing (All)
- Wordpress, Woocommerce
- Digital Marketing, SEO
- Php/MySQL, Laravel
- Flutter, Android, IOS
- Asp.net MVC
- Web Design, Javascript
- Angular JS, React JS
- CCNA, MCSA, CCNP
- AWS, GCP, Azure
- Odoo, SalesForce, Sap
- Microsoft Excel
- Ethical Hacking



Syllabus on the Next Page ..



Our Head Office: Nestsoft TechnoMaster, Infopark, Cochin - 42, Kerala, India

+91 9895490866

+91 8301010866

join@nestsoft.com

www.nestsoft.com

Since 2007, Making IT Experts & Products

## Module 1: Introduction to Sketch

- \* Overview of Sketch as a design tool
- \* Setting up your workspace and shortcuts
- \* Navigating the Sketch interface
- \* Installing and managing plugins

## Module 2: Design Fundamentals in Sketch

- \* Artboards and canvas management
- \* Working with shapes, layers, and text tools
- \* Grids, guides, and layouts for precision design
- \* Importing and editing images

## Module 3: UI Design Essentials

- \* Creating buttons, icons, and interface components
- \* Designing modern user interfaces for web and mobile
- \* Working with reusable symbols and components
- \* Building scalable and consistent design systems

## Module 4: Prototyping and Interactivity


- \* Linking artboards for interactive prototypes
- \* Adding animations and transitions
- \* Sharing and presenting prototypes to stakeholders


## Module 5: Advanced Features and Collaboration

- \* Integrating Sketch with third-party tools
- \* (InVision, Zeplin, etc.)
- \* Using cloud libraries for team collaboration

Our Head Office: Nestsoft TechnoMaster, Infopark, Cochin - 42, Kerala, India

 +91 9895490866

 +91 8301010866

 [join@nestsoft.com](mailto:join@nestsoft.com)

 [www.nestsoft.com](http://www.nestsoft.com)

Since 2007, Making IT Experts & Products

- \* Customizing styles and exporting assets

## Module 6: UX Research and Wireframing

- \* Basics of user research and journey mapping
- \* Creating wireframes and low-fidelity prototypes
- \* Conducting usability testing and incorporating feedback

## Module 7: Real-Time Projects

- \* Designing a complete web or mobile application
- \* Real-world project briefs and problem-solving
- \* Peer reviews and expert feedback

## Module 8: Portfolio Development

- \* Finalizing and presenting project work
- \* Creating a professional design portfolio
- \* Tips for job interviews and freelance opportunities

(Click on Course for more details)

---

### Course: Sketch Training

Duration: 30 Hrs (Changeable) | Fees: Individual / Batch


---


- Thank You -


N.B: This syllabus is not final and can be customized as per requirements / updates.

Our Head Office: Nestsoft TechnoMaster, Infopark, Cochin - 42, Kerala, India

 +91 9895490866

 +91 8301010866

 [join@nestsoft.com](mailto:join@nestsoft.com)

 [www.nestsoft.com](http://www.nestsoft.com)