

Since 2007, Making IT Experts & Products

Course: Tableau Training

Duration: Hrs (Changeable) | Fees: Individual / Batch

Since 2007, Nestsoft TechnoMaster has been providing training, internships, and services in IT technologies, both online and offline, with the expertise of **over 250 industry experts**. We have delivered internships, training, and seminars to more than 50,000 students, resulting in numerous success stories. **We offer 100% placement support through JobsNEAR.in**

Our Courses/Internship

- Python/Django Fullstack
- Artificial Intelligence
- Machine Learning
- Data Science
- Software Testing (All)
- Wordpress, Woocommerce
- Digital Marketing, SEO
- Php/MySQL, Laravel
- Flutter, Android, IOS
- Asp.net MVC
- Web Design, Javascript
- Angular JS, React JS
- CCNA, MCSA, CCNP
- AWS, GCP, Azure
- Odoo, SalesForce, Sap
- Microsoft Excel
- Ethical Hacking



Syllabus on the Next Page ..



Our Head Office: Nestsoft TechnoMaster, Infopark, Cochin - 42, Kerala, India

+91 9895490866

+91 8301010866

join@nestsoft.com

www.nestsoft.com

Tableau Training Syllabus

1. Introduction to Tableau

- * What is Tableau?
- * Importance of Data Visualization
- * Overview of Tableau Products:
- * Tableau Desktop
- * Tableau Server
- * Tableau Online
- * Tableau Public
- * Tableau Prep
- * Installation and System Requirements

2. Getting Started with Tableau


- * Understanding Tableau Interface
- * Connecting to Data Sources: Excel
- * Databases (SQL, Oracle, etc.)
- * Cloud Services (Google Sheets, AWS, etc.)
- * Web Data Connectors
- * Types of Data Connections: Live and Extract
- * Saving and Sharing Workbooks

3. Data Preparation in Tableau

- * Data Types and Fields Data Blending
- * Data Joins (Inner, Left, Right, Full)
- * Unions in Tableau Data Cleaning with Tableau Prep

Our Head Office: Nestsoft TechnoMaster, Infopark, Cochin - 42, Kerala, India

 +91 9895490866

 +91 8301010866

 join@nestsoft.com

 www.nestsoft.com

- * Splitting fields
- * Pivoting data
- * Removing nulls and duplicates

4. Creating Visualizations

- * Basic Visualizations: Bar Charts
- * Line Charts Pie Charts Scatter Plots
- * Heat Maps Advanced Visualizations:
- * Tree Maps Bubble Charts Gantt Charts
- * Waterfall Charts Box and Whisker Plots
- * Geospatial Analysis: Maps and Geographic Visualizations
- * Custom Geocoding

5. Calculations in Tableau

- * Types of Calculations: Basic Calculations
- * Table Calculations
- * LOD (Level of Detail) Expressions:
- * Fixed Include
- * Exclude
- * String Functions
- * Date Functions
- * Aggregate Functions

6. Sorting and Filtering Data

- * Sorting Data in Visualizations

Our Head Office: Nestsoft TechnoMaster, Infopark, Cochin - 42, Kerala, India

+91 9895490866

+91 8301010866

join@nestsoft.com

www.nestsoft.com

- * Filters: Dimension Filters
- * Measure Filters Context Filters
- * Top N Filters
- * Filtering Across Multiple Data Sources

7. Parameters in Tableau

- * What are Parameters?
- * Creating and Using Parameters
- * Dynamic Visualizations with Parameters
- * Use Cases for Parameters

8. Dashboards and Stories


- * Creating Dashboards:
- * Adding Sheets to Dashboards
- * Customizing Layouts
- * Interactive Dashboard Elements
- * Dashboard Actions:
- * Filter Actions Highlight Actions
- * URL Actions
- * Creating and Sharing Stories


9. Advanced Tableau Features

- * Data Extraction and Performance Optimization
- * Sets and Groups
- * Using Tableau with Big Data

Our Head Office: Nestsoft TechnoMaster, Infopark, Cochin - 42, Kerala, India

 +91 9895490866

 +91 8301010866

 join@nestsoft.com

 www.nestsoft.com

- * Tableau Extensions
- * Animations in Tableau Visualizations

10. Tableau Server and Online

- * Introduction to Tableau Server
- * Publishing Workbooks to Tableau Server/Online
- * Managing Permissions and Access
- * Data Refresh and Scheduling
- * Tableau Server Administration Basics

11. Tableau Integration and APIs

- * Tableau and R Integration
- * Tableau and Python (TabPy) Integration
- * Tableau Extensions API Overview
- * Embedding Tableau in Applications

12. Tableau Certification Guidance

- * Tableau Certification Overview:
- * Tableau Desktop Specialist
- * Tableau Desktop Certified Associate
- * Tableau Certified Data Analyst
- * Exam Preparation Tips
- * Practice Questions and Real-World Scenarios

13. Industry-Specific Use Cases

- * Tableau for Retail Analytics

Our Head Office: Nestsoft TechnoMaster, Infopark, Cochin - 42, Kerala, India

+91 9895490866

+91 8301010866

join@nestsoft.com

www.nestsoft.com

Since 2007, Making IT Experts & Products

- * Tableau for Healthcare Analytics
- * Tableau for Financial Analytics
- * Tableau for Marketing Analytics

14. Hands-On Projects

- * Sales Analysis Dashboard
- * Customer Segmentation
- * Financial Performance Analysis
- * Geospatial Data Visualization

15. Advanced Topics (Optional)

- * Tableau Prep Advanced Techniques
- * Tableau with Machine Learning
- * Advanced Dashboard Design Principles
- * Exploring Tableau Public Gallery

(Click on Course for more details)

Course: Tableau Training

Duration: Hrs (Changeable) | Fees: Individual / Batch

- Thank You -

N.B: This syllabus is not final and can be customized as per requirements / updates.

Our Head Office: Nestsoft TechnoMaster, Infopark, Cochin - 42, Kerala, India

+91 9895490866

+91 8301010866

join@nestsoft.com

www.nestsoft.com